

The Corporation of the Municipality of Sioux Lookout

Budget for the Year Ending
December 31, 2024



Presented on February 1, 2024

The Corporation of the Municipality of Sioux Lookout Overview of Proposed 2024 Budget

Further to the requirements of the Municipal Act, S.O. 2001, c.25, Section 290, all Ontario municipalities are required to have an annual budget, approved by Council, that includes, “estimates of all sums required during the year for the purposes of the municipality”.

The proposed Budget includes Provincial and Federal Government operating and capital grants which have already been announced or applied for, primarily, the Ontario Municipal Partnership Fund (OMPF).

The Budget presentation is divided into five parts:

- Part I (Operating): The budget proposed for routine operations;
- Part II (Operating): The budget proposed for one-time Special Projects;
- Part III (Operating): The budget proposed from external agencies, and community organizations donation request;
- Part IV (Capital): The budget required for proposed capital expenditures;
- Part V (Reserve & Reserve Funds): The proposed transactions in the Reserve Accounts.

Key notes of the various parts of the budget and budget presentation:

- **Part I – Operating (routine operations):** expenditures total \$38,202,026. This includes the provision of the majority of the programs and services delivered by the Municipality to and for the community. This includes levies for social services (from the Kenora District Services Board (KDSB)), long-term care (from the Kenora District Homes for the Aged), policing (from the Provincial Government), and public health (from the Northwestern Health Unit). Operating Summary presented on pages 6 to 7 and Detailed Summary presented on Appendix 2)
- **Part II – One-Time Special Projects:** net expenditures total \$185,000. The one-time special projects include both **legislated** (i.e., mandated by the Provincial Government) and **discretionary** (i.e., determined by Council’s strategic priorities). The vast majority of the Provincially-mandated projects are **NOT** funded by the Provincial Government, meaning the local ratepayers must fund these initiatives through property taxation (as presented on pages 8 to 9).
- **Part III: External Agencies and Donation Requests:** expenditures total \$444,962. This is primarily comprised of the Sioux Lookout Public Library. Additionally, Council receives requests for financial support (donations) from various community organizations and

agencies. Important note: the requests for donations are not included in the expenditure – they will be added to the budget if approved by Council.

- **Part IV – Capital:** net expenditures total \$31,506,166. This includes both the net costs of new capital projects, totaling \$6,214,767, and the projects carried forward from 2023 to 2024 (previously approved by Council), totaling \$25,291,399. Some of those projects have either started in 2023 and are continuing in 2024, or needed to be placed on hold in 2023 due to supply chain issues. (Appendix 3 – 2023 Capital Projects Brought Forward, Appendix 4 – 2024 Capital Projects with Summary)
- **Part V – Reserves and Reserve Funds:** this involves transferring funds that have been set-aside by Council to help fund specific projects or initiatives, and also includes any new funds that are being set-aside to fund future projects.

RECOMMENDATIONS:

Recommendation #1

THAT Council approves the 2024 Operating Levy of \$13,001,503 (required tax levy increase of 5.62% = \$686,283)

Recommendation #2

THAT Council approves the 2024 One-time Projects Operating Levy of \$125,000 (required tax levy increase: 1.02%); and/or

THAT Council approves the 2024 One-time Projects to be funded through the Municipal Accommodation Tax Reserve, in the amount of \$125,200 (no tax levy increase required); and

THAT Council approves the transfer from the Roads Reserve of \$60,000.

Recommendation #3

THAT Council approves the External Agencies Levy of \$378,462 (required tax levy increase: 3.10%)

Recommendation #4

THAT Council approves the community donation Levy of \$66,500 (required tax levy increase: 0.54%)

Recommendation #5

THAT Council approves the 2024 Capital Project Levy of \$71,000 (required tax levy increase: 0.58%); and

THAT Council approves the 2024 Capital Budget with other associated funding and expenditures (as presented on Appendix 4);

Recommendation #6

THAT Council approves the proposed 2024 Reserve transactions (as presented on Appendix 5).

KNOWN FACTORS & ASSUMPTIONS

A number of assumptions must be made in the preparation of any budget. The most significant assumptions for 2024 Proposed Budget are listed below.

Property Assessment and Taxes

The Ministry of Finance has given no indication that the freeze on assessments (which began in 2020) will end in 2024. In the absence of stable and predictable assessment growth, municipalities have little choice but to raise tax rates higher than has traditionally been required.

The 2023 to 2024 Tax Levy increase factors in modest assessment growth, but this is a result of new construction (additional growth), as well as MPAC decisions on “Requests for Reconsideration” (reduction in assessment as a result of revised, lower, property assessments). The total additional revenue from assessment totals \$122,157 (as presented on Appendix 1).

Revenues

Significant non-property tax revenue includes:

- Grant Revenue from the Ontario Municipal Partnership Fund (OMPF): this is one of the very few “unconditional” grants provided by the Province to municipalities. The OMPF grant for Sioux Lookout has decreased from \$1,481,900 in 2023 to \$1,481,700 for 2024. These funds are used to support uncontrollable costs. Even though the government does support the Municipality with funding, the Municipality still needs to raise additional \$2,043,906 in revenue to support the uncontrollable costs.

Expenditures

Significant expenditures include:

- Staff compensation, as a result of increases in employer mandatory employment-costs, including increases in CPP, EI, and WSIB, as well as wage increases resulting from employment contracts and Union contract negotiations, and health care benefits.
- Employment Costs include the following:
 - Wages and Benefits
 - Training
 - Early Retirement
 - Employment Costs
 - Bargaining Costs
 - Health and Safety Training
- “Uncontrollable Costs” relating to KDSB, Kenora District Homes for the Aged, Policing, and other agencies have increased by \$351,740.

- One-time Projects/Plans/Studies are as listed on pages 8 to 9. Projects and initiatives that are mandated by the Provincial Government cannot be cut.
- Other expenses assume a consistent level of program and service delivery (as in 2023), factoring in the impacts of inflation.

Reserves

Each year, the Municipality transfers approximately \$680,000 from taxation into reserves. The taxation reserves are designed to support future road infrastructure, building improvements, heavy and light equipment replacement, and any unforeseen circumstances that may arise. The Municipality has not increased this contribution amount since 2017. In order to fully support future projects through reserves beyond 2024, Council may want to consider increasing the annual contribution amount to reserves.

The Corporation of the Municipality of Sioux Lookout
 Summary of 2024 Operating Budget

	<u>2024 Amount</u>	<u>2023 Amount</u>	<u>Change</u>
Taxation Levy	(\$12,315,220)	(\$12,213,086)	(\$ 102,131)
Fuel Sales	(\$13,842,180)	(\$11,767,680)	(\$2,074,500)
Government Funding	(\$ 1,594,114)	(\$ 1,658,064)	\$63,950
Internal Department Transfer	(\$ 336,320)	(\$ 294,473)	(\$ 41,847)
Internal Reserve Transfer	(\$ 276,200)	(\$ 82,196)	(\$ 194,004)
Other Revenue	(\$ 1,394,178)	(\$ 832,171)	(\$ 562,007)
User Fees	(\$ 7,757,531)	(\$ 7,316,516)	(\$ 441,015)
Grand Total Revenue	(\$37,515,743)	(\$34,164,186)	(\$3,351,557)
Administration	\$ 557,868	\$ 488,770	\$ 69,098
Contracted Services – Building	\$ 243,360	\$ 202,360	\$ 41,000
Contracted Services – Software	\$ 366,260	\$ 287,440	\$ 78,820
Contracted Services – Legal & Planning	\$ 422,000	\$ 322,500	\$ 99,500
Contracted Services – NWI	\$ 1,253,674	\$ 1,213,393	\$ 40,281
Contracted Services – Other	\$ 1,502,798	\$ 1,480,513	\$ 22,285
Debt	\$ 1,831,101	\$ 1,917,749	(\$ 86,648)
Equipment	\$ 427,680	\$ 421,644	\$ 6,036
Employment Costs	\$ 9,716,390	\$ 9,018,825	\$ 697,565
Fleet	\$ 785,256	\$ 710,268	\$ 74,988
Fuel Purchase	\$12,470,000	\$10,620,000	\$1,850,000
Internal Department Transfer	\$ 306,187	\$ 226,765	\$ 79,422
Leased Equipment	\$ 229,200	\$ 43,000	\$ 186,200
Municipal Taxes	\$ 359,594	\$ 350,537	\$ 9,057
Supplies	\$ 756,950	\$ 650,436	\$ 106,514
Uncontrollable Costs	\$ 4,100,925	\$ 3,696,679	\$ 404,246
Utilities	\$ 1,086,899	\$ 1,075,430	\$ 11,469
Transfer to Reserves – Taxation	\$ 689,606	\$ 694,606	(\$ 5,000)
Transfer to Reserves – User Fees	\$ 1,096,278	\$ 377,771	\$ 718,507
External Agencies – Donations		\$ 365,500	(\$ 365,500)
Grand Total Expenditures	\$38,202,026	\$ 34,164,186	\$4,037,840
Operating Shortfall	\$ 686,283		

Next page shows breakdown of employees

The Corporation of the Municipality of Sioux Lookout
 Summary of Funded Positions

	<u>Full-Time Positions</u>	<u>Part-Time/Causal Positions</u>	<u>Seasonal Employees</u>
Administration	18		2
Airport	15	3	
Fire	3		25
Public Works	21	2	2
Parks and Recreation	12	7	16
Planning & Building	9	6	1
TOTAL	78	18	46

*Figures do not include Council members.

The Corporation of the Municipality of Sioux Lookout
One-Time Special Projects

Legislated Projects

1. Community Risk Assessment \$16,200

The completion of the Community Risk Assessment is being initiated as per Ontario Regulation 378/18. The Community Risk Assessment will be used to inform decisions for fire protection services.

Taxation revenue is required to support this project.

2. Road and Sidewalk Assessment \$60,000

The completion of the Road and Sidewalk Assessment needs to be completed every five years. This assessment process is being initiated as per Ontario Regulation 588/17 (Provincial Asset Management Requirements). The previous assessment was completed in 2018 which was only completed on Municipal roads and not sidewalks. Pricing includes all the data collection, video processing and capital planning.

Roads Reserve is required to support this project.

2023 Commitments

1. Heritage, Culture and Tourism Intern \$19,000

The Municipal contribution would support wages along with office equipment and supplies needed for the position.

Taxation revenue is required to support this project.

2. Outdoor Washroom \$30,000

The outdoor washroom will be located in Centennial Park. The \$30,000 will support the remaining setup costs (connecting to water and sewer, concrete pad, etc,) along with the additional 2024 operational expenditures.

Taxation revenue is required to support this project.

3. Tourism Diversification Infrastructure Enhancement Study \$10,000

Municipality currently is awaiting approval from FedNor of \$190,000 to support the total \$200,000 project cost. The purpose of the study is to explore the implementation of a tourism diversification strategy, including the feasibility of related infrastructure enhancements. The still will also examine necessary investments such as a swimming pool, an arena, a wellness centre, and the impact of related Cedar Bay improvements.

Taxation revenue is required to support this project.

Other Projects

1. Water/Bottle Fountain Station Initiative \$50,000

The Municipality partnered with the Northwestern Health Unit to purchase four stationary water/bottle fountains to be located outside throughout the community. Possible locations include: Town Beach, Travel Information Centre, Centennial Park, Outdoor Sports Complex. Expenses relate to the following: connection to water supply/drainage, construction changes to buildings, winterizing, maintenance and 2024 Utility costs.

Taxation revenue is required to support this project.

Total Expenditures	\$185,200
Total Taxation	\$125,200
Total Reserves	\$ 60,000

The Corporation of the Municipality of Sioux Lookout
External Agencies & Donation Requests

1. Sioux Lookout Public Library \$378,462

The Municipality supports the operations of the Sioux Lookout Public Library. Every year, the Library Board submits an operating budget to the Municipality with a request for support. The has requested an increased from 2023 to 2024 in the amount of \$12,962.

Taxation revenue is required to support this external agency.

2. Nordic Nomads Cross Country Ski Club \$3,500

Donation request to purchase a “rough trail cutter”. This piece of equipment can cut down a annual volunteer trail maintenance work by up to 50% each season. The club will contribute the remaining amount. Total purchase price is \$6,230. Additional information in Appendix 6.

Taxation revenue is required to support this external organization.

3. Northern Lights Community Theatre (NLCT) \$3,000

Donation request to help pay for the insurance, freeing up funds for our productions and other activities. The insurance would extend to Directors’ & Officers’ liability. Additional information in Appendix 7.

Taxation revenue is required to support this external organization.

4. Sioux Lookout Region Physician Services Inc. \$50,000

SLRPSI is requesting a 2-year commitment for a maximum of \$50,000 per year to be used as follows:

- Financial Incentives for medical residents who commit to signing a full-time contract with SLRPSI (\$20,000/year for each of 2 years in residency, maximum 2 per year). Return of service would be 2 years
- Contribution to the recruitment and retention activities for the physicians and locums within Sioux Lookout (\$10,000/year)

Additional information in Appendix 8.

Taxation revenue is required to support this external agency.

5. Sturgeon River Cottagers' Association Inc. \$10,000

Donation request would be used to improve the conditions of Southshore Drive to increase access and use. This would include widening the road for safety, repairing problematic areas, and ditching to reduce damage.
Additional information in Appendix 9.

Taxation revenue is required to support this external organization.

MUNICIPALITY OF SIOUX LOOKOUT
Assessment Change Summary
2023 to 2024

Property Tax Class	RTC	Based on 2016 Current Value Assessment (CVA)					
		2023 Tax Year	Municipal Taxation Revenue	2024 Tax Year	Municipal Taxation Revenue	% Change from 2023-2024	2023-2024 Revenue Increase (Decrease)
Residential	R	453,469,400	\$8,987,705	458,287,240	\$9,083,194	1.06%	\$95,489
Multi-Residential	M	7,407,000	\$292,258	7,407,000	\$292,258	0.00%	\$0
New Multi-Residential	N	794,000	\$17,311	824,000	\$17,965	3.78%	\$654
Commercial	C	60,167,800	\$2,075,816	60,886,360	\$2,100,607	\$0.01	\$24,791
Industrial	I	639,100	\$33,314	760,200	\$39,626	\$0.19	\$6,312
Large Industrial	L	566,000	\$29,503	566,000	\$29,503	0.00%	\$0
PIL - Residential	R	7,648,600	\$151,594	7,583,891	\$150,312	-0.85%	-\$1,282
PIL - Multi-Residential	M	1,597,600	\$63,037	1,597,600	\$63,037	0.00%	\$0
PIL - Commercial	C	13,396,400	\$462,182	12,709,400	\$438,480	-5.13%	-\$23,702
PIL - Industrial	I	11,200	\$584	8,700	\$453	-22.32%	-\$131
PIL - Landfill	H	6,600	\$223	6,600	\$223	0.00%	\$0
Exempt	E	64,956,200		72,261,709		11.25%	
Total		610,659,900	\$12,113,527	622,898,700	\$12,215,658	2.00%	\$102,131

1% Tax Levy Increase = \$122,157

THE MUNICIPALITY OF SIOUX LOOKOUT
2024 DETAILED OPERATING BUDGET - DRAFT

	2024 Budget	2023 Budget	Change \$
ADMINISTRATIVE DEPARTMENT			
Revenue			
Internal Reserve Transfers		(\$8,141)	\$8,141
User Fees		(\$8,141)	\$8,141
Revenue Total		(\$16,282)	\$16,282
Expenditure			
Administration	\$39,825	\$59,600	(\$19,775)
Contracted Services - Other	\$33,000	\$67,282	(\$34,282)
Employment Costs	\$392,054	\$548,312	(\$156,258)
Equipment		\$1,500	(\$1,500)
Fleet	\$2,000	\$2,000	
Supplies	\$1,500	\$4,200	(\$2,700)
Expenditure Total	\$468,379	\$682,894	(\$214,515)
ADMINISTRATIVE DEPARTMENT TOTAL	\$468,379	\$666,612	(\$198,233)

AIRPORT DEPARTMENT			
Revenue			
Fuel Sales	(\$13,842,180.00)	(\$11,767,680.00)	(\$2,074,500.00)
Other Revenue	(\$220,000.00)	(\$15,000.00)	(\$205,000.00)
User Fees	(\$2,360,221.00)	(\$2,140,182.00)	(\$220,039.00)
Revenue Total	(\$16,422,401.00)	(\$13,922,862.00)	(\$2,499,539.00)
Expenditure			
Administration	\$41,500.00	\$48,000.00	(\$6,500.00)
Internal Department Transfers	\$140,369.00	\$108,977.00	\$31,392.00
Contracted Services - Building	\$97,360.00	\$66,860.00	\$30,500.00
Contracted Services - Software	\$161,100.00	\$155,940.00	\$5,160.00
Contracted Services - Legal / Planning	\$2,000.00	\$2,500.00	(\$500.00)
Contracted Services - Other	\$84,000.00	\$58,000.00	\$26,000.00
Debt Payments	\$482,787.00	\$466,308.00	\$16,479.00
Employment Costs	\$1,729,426.00	\$1,515,812.00	\$213,614.00
Equipment	\$185,370.00	\$65,370.00	\$120,000.00
Fleet	\$163,150.00	\$169,900.00	(\$6,750.00)
Fuel Purchases	\$12,470,000.00	\$10,620,000.00	\$1,850,000.00
Municipal Taxes	\$215,000.00	\$210,000.00	\$5,000.00
Supplies	\$166,700.00	\$154,200.00	\$12,500.00
Transfer to Reserves - User Fees	\$200,839.00	\$595.00	\$200,244.00
Uncontrollable Cost - Insurance	\$75,000.00	\$85,000.00	(\$10,000.00)
Utilities	\$207,800.00	\$195,400.00	\$12,400.00
Expenditure Total	\$16,422,401.00	\$13,922,862.00	\$2,499,539.00
AIRPORT DEPARTMENT TOTAL			

	2024 Budget	2023 Budget	Change \$
<u>BUILDING DEPARTMENT</u>			
Revenue			
User Fees	(\$75,800)	(\$75,600)	(\$200)
Revenue Total	(\$75,800)	(\$75,600)	(\$200)
Expenditure			
Administration	\$4,600	\$4,200	\$400
Contracted Services - Other	\$500	\$500	
Employment Costs	\$279,001	\$215,888	\$63,113
Equipment	\$1,000	\$1,500	(\$500)
Fleet	\$2,000	\$2,000	
Supplies	\$1,000	\$1,000	
Uncontrollable Cost - Insurance	\$300	\$250	\$50
Expenditure Total	\$288,401	\$225,338	\$63,063
BUILDING DEPARTMENT TOTAL	\$212,601	\$149,738	\$62,863
<u>BY-LAW</u>			
Revenue			
Other Revenue	(\$200,000)	(\$200,000)	
User Fees	(\$11,900)	(\$11,000)	(\$900)
Revenue Total	(\$211,900)	(\$211,000)	(\$900)
Expenditure			
Administration	\$800	\$500	\$300
Contracted Services - Software	\$6,000		\$6,000
Contracted Services - Other	\$151,500	\$121,500	\$30,000
Employment Costs	\$92,056	\$148,220	(\$56,164)
Fleet	\$3,000	\$5,000	(\$2,000)
Supplies	\$5,300	\$6,850	(\$1,550)
Uncontrollable Cost - Insurance	\$3,003	\$2,639	\$364
Expenditure Total	\$261,659	\$284,709	(\$23,050)
BY-LAW TOTAL	\$49,759	\$73,709	(\$23,950)
<u>COMMUNITY TRANSPORTATION</u>			
Revenue			
Government Funding	(\$107,414)	(\$107,414)	
User Fees	(\$60,210)	(\$60,210)	
Revenue Total	(\$167,624)	(\$167,624)	
Expenditure			
Administration	\$1,000	\$1,000	
Employment Costs	\$148,774	\$148,774	
Fleet	\$16,700	\$16,700	
Supplies	\$1,000	\$1,000	
Uncontrollable Cost - Insurance	\$150	\$150	
Expenditure Total	\$167,624	\$167,624	

	2024 Budget	2023 Budget	Change \$
COMMUNITY TRANSPORTATION TOTAL			
CORPORATE SERVICES			
Revenue			
Internal Reserve Transfers	(\$3,000)	(\$4,300)	\$1,300
Other Revenue	(\$3,000)	(\$3,000)	
User Fees	(\$49,800)	(\$47,825)	(\$1,975)
Revenue Total	(\$55,800)	(\$55,125)	(\$675)
Expenditure			
Administration	\$142,500	\$128,715	\$13,785
Contracted Services - Legal/Planning	\$50,000	\$40,000	\$10,000
Contracted Services - Other	\$129,300	\$100,375	\$28,925
Debt		\$9,350	(\$9,350)
Employment Costs	\$776,916	\$812,478	(\$35,562)
Equipment	\$11,700	\$6,000	\$5,700
Fleet	\$3,000		\$3,000
Leased Equipment	\$45,000	\$43,000	\$2,000
Supplies	\$26,750	\$27,750	(\$1,000)
Transfer to Reserves - User Fees	\$15,500	\$23,500	(\$8,000)
Uncontrollable Cost - Insurance	\$793	\$698	\$95
Expenditure Total	\$1,201,459	\$1,191,866	\$9,593
CORPORATE SERVICES TOTAL	\$1,145,659	\$1,136,741	\$8,918
ECONOMIC DEVELOPMENT			
Expenditure			
Administration	\$6,480	\$2,480	\$4,000
Contracted Services - Other	\$38,000	\$18,000	\$20,000
Employment Costs	\$123,266	\$150,805	(\$27,539)
Supplies	\$500	\$1,000	(\$500)
Expenditure Total	\$168,246	\$172,285	(\$4,039)
ECONOMIC DEVELOPMENT TOTAL	\$168,246	\$172,285	(\$4,039)
EMERGENCY SERVICES			
Revenue			
User Fees	(\$8,500)	(\$15,000)	\$6,500
Revenue Total	(\$8,500)	(\$15,000)	\$6,500
Expenditure			
Administration	\$11,700	\$8,400	\$3,300
Contracted Services - Other	\$30,500	\$36,100	(\$5,600)
Debt	\$27,002	\$27,139	(\$137)
Employment Costs	\$457,646	\$369,001	\$88,645
Equipment	\$57,000	\$124,952	(\$67,952)
Fleet	\$23,500	\$21,000	\$2,500
Leased Equipment	\$84,000		\$84,000

	2024 Budget	2023 Budget	Change \$
Supplies	\$15,000	\$15,600	(\$600)
Uncontrollable Cost - Insurance	\$60,972	\$53,614	\$7,358
Utilities	\$39,600	\$29,840	\$9,760
Expenditure Total	\$806,920	\$685,646	\$121,274
EMERGENCY SERVICES TOTAL	\$798,420	\$670,646	\$127,774

FACILITIES

Revenue

Internal Department Transfers	(\$119,781)	(\$90,940)	(\$28,841)
User Fees	(\$653,265)	(\$635,533)	(\$17,732)
Revenue Total	(\$773,046)	(\$726,473)	(\$46,573)

Expenditure

Administration	\$7,800	\$7,400	\$400
Contracted Services - Building	\$146,000	\$135,500	\$10,500
Contracted Services - Other	\$66,500	\$68,000	(\$1,500)
Debt	\$459,144	\$499,543	(\$40,399)
Employment Costs	\$716,959	\$634,418	\$82,541
Equipment	\$15,000	\$12,000	\$3,000
Fleet	\$6,000	\$6,500	(\$500)
Municipal Taxes	\$55,000	\$52,800	\$2,200
Supplies	\$90,000	\$39,500	\$50,500
Transfer to Reserves - Taxation	\$50,000	\$50,000	
Uncontrollable Cost - Donation	\$36,000	\$36,000	
Uncontrollable Cost - Insurance	\$45,155	\$38,239	\$6,916
Utilities	\$196,700	\$199,500	(\$2,800)
Expenditure Total	\$1,890,258	\$1,779,400	\$110,858

FACILITIES TOTAL	\$1,117,212	\$1,052,927	\$64,285
-------------------------	--------------------	--------------------	-----------------

HUMAN RESOURCES

Revenue

Internal Department Transfers	(\$16,996)	(\$20,247)	\$3,251
Internal Reserve Transfers		(\$19,500)	\$19,500
Revenue Total	(\$16,996)	(\$39,747)	\$22,751

Expenditure

Administration	\$15,965	\$14,280	\$1,685
Contracted Services - Legal/Planning	\$30,000	\$30,000	
Contracted Services - Other	\$101,500	\$105,000	(\$3,500)
Employment Costs	\$352,713	\$310,821	\$41,892
Equipment	\$1,000	\$1,000	
Supplies	\$2,000	\$2,000	
Expenditure Total	\$503,178	\$463,101	\$40,077

HUMAN RESOURCES TOTAL	\$486,182	\$423,354	\$62,828
------------------------------	------------------	------------------	-----------------

INFORMATION TECHNOLOGY

	2024 Budget	2023 Budget	Change \$
Revenue			
Internal Department Transfer	(\$17,000)	(\$31,000)	\$14,000
Revenue Total	(\$17,000)	(\$31,000)	\$14,000
Expenditure			
Administration	\$41,120	\$7,700	\$33,420
Contracted Services - Software	\$89,160	\$55,500	\$33,660
Contracted Services - Other	\$55,000	\$55,000	
Employment Costs	\$74,417	\$54,309	\$20,108
Equipment	\$87,700	\$120,900	(\$33,200)
Supplies	\$5,000	\$5,000	
Transfer to Reserves - Taxation	\$10,000	\$10,000	
Expenditure Total	\$362,397	\$308,409	\$53,988
INFORMATION TECHNOLOGY TOTAL	\$345,397	\$277,409	\$67,988

MUNICIPAL FLEET

Revenue			
Internal Reserve Transfer	(\$100,200)		(\$100,200)
User Fees	(\$15,000)	(\$26,000)	\$11,000
Revenue Total	(\$115,200)	(\$26,000)	(\$89,200)
Expenditure			
Administration	\$15,300	\$8,650	\$6,650
Debt	\$17,050	\$17,412	(\$362)
Employment Costs	\$15,907	\$22,552	(\$6,645)
Fleet	\$330,650	\$269,800	\$60,850
Leased Equipment	\$100,200		\$100,200
Supplies	\$5,000	\$5,000	
Transfer to Reserves - Taxation	\$222,606	\$222,606	
Uncontrollable Cost - Insurance	\$42,216	\$37,122	\$5,094
Expenditure Total	\$748,929	\$583,142	\$165,787
MUNICIPAL FLEET TOTAL	\$633,729	\$557,142	\$76,587

PLANNING

Revenue			
Internal Reserve Transfer	(\$116,000)	(\$4,000)	(\$112,000)
User Fees	(\$300,000)	(\$209,500)	(\$90,500)
Revenue Total	(\$416,000)	(\$213,500)	(\$202,500)
Expenditure			
Administration	\$21,600	\$24,600	(\$3,000)
Contracted Services - Legal/Planning	\$340,000	\$250,000	\$90,000
Contracted Services - Other	\$45,000	\$35,000	\$10,000
Employment Costs	\$142,675	\$126,103	\$16,572
Equipment	\$1,000	\$1,500	(\$500)
Supplies	\$1,000	\$1,500	(\$500)
Transfer to Reserves - Taxation	\$25,000	\$30,000	(\$5,000)

	2024 Budget	2023 Budget	Change \$
Transfer to Reserves - User Fees	\$150,000		\$150,000
Expenditure Total	\$726,275	\$468,703	\$257,572
PLANNING TOTAL	\$310,275	\$255,203	\$55,072
<u>PUBLIC WORKS</u>			
Revenue			
User Fees	(\$14,815)	(\$69,411)	\$54,596
Revenue Total	(\$14,815)	(\$69,411)	\$54,596
Expenditure			
Administration	\$5,600	\$5,600	
Contracted Services - Other	\$111,500	\$104,000	\$7,500
Contracted Services - Other	\$107,740	\$72,740	\$35,000
Debt	\$259,226	\$206,665	\$52,561
Employment Costs	\$1,377,570	\$1,325,431	\$52,139
Equipment	\$10,700	\$8,500	\$2,200
Supplies	\$192,700	\$172,700	\$20,000
Transfer to Reserves - Taxation	\$350,000	\$350,000	
Uncontrollable Costs - Insurance	\$37,558	\$33,026	\$4,532
Utilities	\$57,500	\$57,500	
Expenditure Total	\$2,510,094	\$2,336,162	\$173,932
PUBLIC WORKS TOTAL	\$2,495,279	\$2,266,751	\$228,528
<u>RECREATION & CULTURE</u>			
Revenue			
Government Funding	(\$5,000)	(\$5,000)	
User Fees	(\$428,550)	(\$425,600)	(\$2,950)
User Fees	(\$16,500)	(\$9,000)	(\$7,500)
Revenue Total	(\$450,050)	(\$439,600)	(\$10,450)
Expenditure			
Administration	\$25,150	\$26,150	(\$1,000)
Contracted Services - Other	\$118,400	\$118,100	\$300
Debt	\$44,945	\$73,936	(\$28,991)
Employment Costs	\$1,602,325	\$1,365,595	\$236,730
Equipment	\$55,000	\$76,300	(\$21,300)
Fleet	\$24,500	\$22,500	\$2,000
Supplies	\$154,500	\$128,000	\$26,500
Transfer to Reserves - Taxation	\$20,000	\$20,000	
Uncontrollable Cost - Insurance	\$65,736	\$50,108	\$15,628
Utilities	\$204,700	\$223,600	(\$18,900)
Expenditure Total	\$2,315,256	\$2,104,289	\$210,967
RECREATION & CULTURE TOTAL	\$1,865,206	\$1,664,689	\$200,517
<u>TREASURY</u>			
Revenue			

	2024 Budget	2023 Budget	Change \$
Internal Department Transfer	(\$182,543)	(\$152,286)	(\$30,257)
Internal Reserve Transfer	(\$60,000)		(\$60,000)
Other Revenue	(\$972,178)	(\$614,171)	(\$358,007)
User Fees	(\$16,450)	(\$17,100)	\$650
Revenue Total	(\$1,231,171)	(\$783,557)	(\$447,614)
Expenditure			
Administration	\$115,350	\$76,850	\$38,500
Contracted Services - Software	\$110,000	\$76,000	\$34,000
Contracted Services - Other	\$284,518	\$213,526	\$70,992
Debt	\$83,883	\$83,883	
Employment Costs	\$853,220	\$747,628	\$105,592
Supplies	\$20,000	\$7,500	\$12,500
Transfer to Reserves - User Fees	\$430,178	\$100,000	\$330,178
Uncontrollable Cost - Insurance	\$41,019	\$37,276	\$3,743
Expenditure Total	\$1,938,168	\$1,342,663	\$595,505
TREASURY TOTAL	\$706,997	\$559,106	\$147,891

UNCONTROLLABLE COSTS

Revenue			
Government Funding	(\$1,481,700)	(\$1,481,900)	\$200
Revenue Total	(\$1,481,700)	(\$1,481,900)	\$200
Expenditure			
Kenora District Service Board	\$1,085,525	\$1,043,628	\$41,897
Kenora Home for the Aged	\$517,617	\$494,191	\$23,426
Northwest Health Unit	\$219,964	\$223,037	(\$3,073)
Policing Expenses	\$1,676,000	\$1,396,910	\$279,090
Policing - Service Board	\$10,000		\$10,000
Salvation Army	\$1,500	\$1,500	
Sioux Area Senior Centre	\$15,000	\$14,600	\$400
Expenditure Total	\$3,525,606	\$3,173,866	\$351,740
UNCONTROLLABLE COSTS TOTAL	\$2,043,906	\$1,691,966	\$351,940

UTILITIES - SANITARY SEWER

Revenue			
User Fees	(\$1,367,520)	(\$1,290,546)	(\$76,974)
Revenue Total	(\$1,367,520)	(\$1,290,546)	(\$76,974)
Expenditure			
Administration	\$26,510	\$28,615	(\$2,105)
Contracted Services - NWI	\$502,652	\$487,065	\$15,587
Contracted Services - Other	\$13,258	\$20,830	(\$7,572)
Debt	\$92,166	\$92,166	
Employment Costs	\$100,067	\$86,595	\$13,472
Equipment	\$510	\$510	
Fleet	\$64,892	\$62,880	\$2,012

	2024 Budget	2023 Budget	Change \$
Internal Department Transfer	\$74,334	\$74,657	(\$323)
Municipal Taxes	\$64,761	\$63,625	\$1,136
Supplies	\$7,900	\$7,344	\$556
Transfer to Reserves - User Fees	\$154,502	\$113,783	\$40,719
Uncontrollable Cost - Insurance	\$67,949	\$59,751	\$8,198
Utilities	\$198,019	\$192,725	\$5,294
Expenditure Total	\$1,367,520	\$1,290,546	\$76,974

UTILITIES - SANITARY SEWER

UTILITIES - WATER DISTRIBUTION

Revenue

User Fees	(\$1,775,500)	(\$1,751,368)	(\$24,132)
Revenue Total	(\$1,775,500)	(\$1,751,368)	(\$24,132)

Expenditure

Administration	\$26,568	\$26,575	(\$7)
Contracted Services - NWI	\$751,022	\$726,328	\$24,694
Contracted Services - Other	\$34,082	\$28,560	\$5,522
Debt	\$236,992	\$260,258	(\$23,266)
Employment Costs	\$163,710	\$163,439	\$271
Equipment	\$1,700	\$1,612	\$88
Fleet	\$46,164	\$42,782	\$3,382
Internal Department Transfer	\$60,351	\$47,675	\$12,676
Municipal Taxes	\$21,933	\$21,212	\$721
Supplies	\$47,400	\$51,792	(\$4,392)
Transfer to Reserves - User Fees	\$115,155	\$126,866	(\$11,711)
Uncontrollable Cost - Insurance	\$96,618	\$86,179	\$10,439
Utilities	\$173,805	\$168,090	\$5,715
Expenditure Total	\$1,775,500	\$1,751,368	\$24,132

UTILITIES - WATER DISTRIBUTION TOTAL

WASTE MANAGEMENT

Revenue

Government Funding		(\$63,750)	\$63,750
Internal Reserve Transfer		(\$49,255)	\$49,255
User Fees	(\$599,500)	(\$521,500)	(\$78,000)
Revenue Total	(\$599,500)	(\$634,505)	\$35,005

Expenditure

Administration	\$8,500	\$9,455	(\$955)
Contracted Services - Other	\$98,500	\$258,000	(\$159,500)
Debt	\$127,906	\$181,089	(\$53,183)
Employment Costs	\$317,688	\$272,646	\$45,042
Fleet	\$99,700	\$89,206	\$10,494
Internal Department Transfer	\$31,133	(\$4,544)	\$35,677
Municipal Taxes	\$2,900	\$2,900	
Supplies	\$13,700	\$18,500	(\$4,800)

	2024 Budget	2023 Budget	Change \$
Transfer to Reserves - Taxation	\$12,000	\$12,000	
Transfer to Reserves - User Fees	\$30,104	\$13,027	\$17,077
Uncontrollable Cost - Insurance	\$2,850	\$2,761	\$89
Utilities	\$8,775	\$8,775	
Expenditure Total	\$753,756	\$863,815	(\$110,059)
WASTE MANAGEMENT TOTAL	\$154,256	\$229,310	(\$75,054)
OPERATING BUDGET TOTAL	\$13,001,503	\$11,847,588	\$1,153,915
TAXATION LEVY		(\$12,213,088)	\$12,213,088
TRANSFER TO EXTERNAL AGENCY		\$365,500	(\$365,500)
2024 MUNICIPAL BUDGET TOTAL	\$13,001,503		\$13,001,503

MUNICIPALITY OF SIOUX LOOKOUT
2023 Capital Projects Brought Forward to 2024 - Summary

Department	Project Name	Approved by Council	2024 Project Remaining Costs	Funding Source			
				Government Grants/Subsidies	Reserves & Reserve Funds	Long Term Debt	User Fees & AIF
AIRPORT							
	1 Service Road Rehabilitation and Upgrade	\$774,003	\$590,411		\$295,205	\$295,206	
TOTAL:		\$774,003	\$590,411		\$295,205	\$295,206	
FACILITIES							
	2 Recreation Fitness Floor & Weight Room Floor Replacement	\$80,000	\$200,000	\$200,000			
	3 New Dock Ramp - Town Beach	\$15,000	\$15,000		\$15,000		
	4 Baseball Field Concession Stand Upgrade	\$65,000	\$65,000			\$65,000	
	5 Facilities Shed	\$45,000	\$10,000		\$10,000		
	6 Biomass Site Work - Public Works & Fire Hall	\$125,000	\$125,000			\$125,000	
	7 Fitness Centre Foyer Air Conditioning	\$20,000	\$20,000		\$20,000		
	8 Baseball Net Replacement	\$10,000	\$10,000		\$10,000		
	9 Municipal Office Foyer Air Conditioning	\$20,000	\$20,000		\$20,000		
TOTAL:		\$380,000	\$465,000		\$75,000	\$190,000	
UTILITIES							
	10 New E Type Primary Drive for CTU #2	\$40,000	\$15,000		\$15,000		
	11 Cyber Security Assessmetn & Prevention	\$36,000	\$36,000		\$36,000		
	12 Rovert Street VFD	\$36,000	\$36,000		\$36,000		
	13 PLC Replacement Sioux Lookout Water Treatment Plant	\$76,000	\$85,000		\$85,000		
TOTAL:		\$188,000	\$172,000		\$172,000		
INFRASTRUCTURE DEVELOPMENT							
	14 Bigwood Service Extension	\$4,372,407	\$1,025,791			\$1,025,791	
	15 Wastewater Treatment Plant Expantion Initiation - 3rd CTU Design	\$5,835,000	\$300,000		\$300,000		
	16 3rd and Front St. Intersection Upgrade						
	17 Pelican Park Infrastructure Upgrade & MNRF Beach Property	\$2,500,000	\$1,500,000			\$1,500,000	
	18 Hillcrest Service Extension	\$9,700,208	\$5,307,108	\$1,010,794		\$4,296,314	
	19 Sioux Lookout Accelerated Housing	\$17,158,500	\$17,158,500	\$17,158,500			
TOTAL:		\$39,566,115	\$25,291,399	\$18,169,294	\$300,000	\$6,822,105	\$0
GRAND TOTAL CAPITAL:		\$40,908,118	\$26,518,810	\$18,169,294	\$842,205	\$7,307,311	\$0

**MUNICIPALITY OF SIOUX LOOKOUT
2024 "NEW" Capital Project Summary**

Department	Project Name	2024 Project Budget	Funding Source				2024 Taxation
			Government Grants/Subsidies	Reserves & Reserve Funds	Long Term Debt	User Fees & AIF	
AIRPORT							
1	Equipment Garage Design and Build	\$4,769,582	\$2,146,311	\$500,000	\$2,123,271		
2	Half Ton Truck Replacement	\$65,000				\$65,000	
3	Loader Attachment	\$34,737				\$34,737	
4	Additional Parking Lot Design	\$115,000				\$115,000	
5	Security Camera Replacement	\$18,150				\$18,150	
6	Skid steer Tracks	\$8,528				\$8,528	
7	Secure Holding Area - Terminal Building	\$410,000		\$410,000			
TOTAL:		\$5,420,997	\$2,146,311	\$910,000	\$2,123,271	\$241,415	
FACILITIES							
8	Men's Changeroom Enhancement in Fitness Centre	\$45,000					\$45,000
TOTAL:		\$45,000					\$45,000
PUBLIC WORKS							
9	John Deere with Loader Backhoe Replacement	\$258,770		\$258,770			
10	Multiple Roads Resurfacing	\$160,000	\$160,000				
11	Improvements to Recreation Centre Parking Lot	\$50,000	\$50,000				
TOTAL:		\$468,770	\$210,000	\$258,770			
UTILITIES							
12	Tank Liner Reinforcement and Repair	\$55,000		\$55,000			
13	New Planetary Drive with E Primary Drive for CTU #1	\$25,000		\$25,000			
14	New Panel for Lift Station - Wellington St and Second Avenue	\$95,000		\$95,000			
15	Peat Moss in remaining Three Treatment Chambers	\$24,000		\$24,000			
16	Enginner to Design Backwash Treatment at Hudson WTP	\$30,000		\$30,000			
TOTAL:		\$229,000		\$229,000			
RECREATION & CULTURE							
17	Fensing and Dug Out Enhancements	\$12,000					\$12,000
18	Weight Room Enhancements to Equipment	\$25,000		\$25,000			
19	Big Belly Garbage Cans - 3 for Town Beach	\$14,000					\$14,000
TOTAL:		\$51,000		\$25,000			\$26,000
TOTAL CAPITAL:		\$6,214,767	\$2,356,311	\$1,422,770	\$2,123,271	\$241,415	\$71,000

Airport Department

1. Equipment Garage Design and Build

This project was started in 2023 with the preliminary design and cost estimate to support the ACAP application submission. Application status (successful or non-successful) is expected by end of March 2024.

Recap:

We have run out of room for equipment storage and maintenance. The lower garages have aged beyond economical repair or addition.

We are eligible for funding through the Airport Capital Assistance Program (ACAP) which is 50% of the total project cost times our cost share percentage which is currently 90%.

Example: if the total project cost is \$1,000,000, we are eligible for 90% of \$500,000.

Estimated Completion Date: December 2024

<u>Estimated Project Cost Breakdown:</u>	<u>Funded By:</u>
Revenue: (\$2,146,311)	- ACAP Funding
Revenue: (\$ 500,000)	- Airport Improvement Fee Reserve
Revenue: (\$2,123,271)	- Long Term Debt
Expenditure: \$4,769,582	

2. Half Ton Truck Replacement

This unit will replace the 2007 half-ton which is at the end of useful life. With its current condition, there is an in-house rule that it does not leave airport property unless the event of an emergency warrants the risk. It is currently licensed but would not pass a safety due to extensive body work and mechanical repairs required.

Estimated Completion Date: August 2024

<u>Estimated Project Cost Breakdown:</u>	<u>Funded By:</u>
Revenue: (\$65,000)	- Airport Improvement Fee
Expenditure: \$65,000	

3. Loader Attachment

Purchase of a new snow bucket and set of forks for airport loader. The current snow bucket is at end of useful life (26 years) and the cost of repair is within \$4,000.00 of purchasing new.

The set of forks is a new attachment as opposed to replacement. Based on the size and weight of our regular shipments of runway chemical, jet fuel additive, sweeper brushes and cutting edges, the use of the skid steer with forks has proven to be a safety issue

and should not be used. In addition, the forks can also be used for the safe movement of jersey barriers to support winter operations and construction as well as the occasional move of shipping containers for additional on-site storage.

Estimated Completion Date: June 2024

<u>Estimated Project Cost Breakdown:</u>	<u>Funded By:</u>
Revenue: (\$34,737)	- Airport Improvement Fee
Expenditure: \$34,737	

4. Additional Parking Lot Design

This project includes the location, geotechnical investigations, design and tender ready documents for an additional parking lot at the airport.

Parking at the airport has become an issue with insufficient spaces at times. The airport has a number of longer-term customers whose vehicles do not move or rotate in and out on a daily or weekly basis, making it difficult at times to accommodate the shorter-term customer.

Due to this issue, the airport has discontinued the sale of long-term parking passes (over one month to one-year terms) as well as no longer renting parking stalls (other than existing) to corporate entities such as airlines for employee parking.

Since implementing the aforementioned, we continue to struggle to find spaces to park.

Estimated Completion Date: September 2024

<u>Estimated Project Cost Breakdown:</u>	<u>Funded By:</u>
Revenue: (\$115,000)	- Airport Improvement Fees
Expenditure: \$115,000	

5. Security Camera Replacement

Replace obsolete cameras and add new cameras.

This project consists of replacing 8 obsolete security cameras and adding 4 new cameras in areas where security surveillance is lacking in and around the airport terminal building.

Due to the age of the cameras, current network protocols are no longer supported on the current camera software platform.

Estimated Completion Date: October 2024

<u>Estimated Project Cost Breakdown:</u>	<u>Funded By:</u>
Revenue: (\$18,150)	- Airport Improvement Fees
Expenditure: \$18,150	

6. Skid Steer Tracks

Purchase of a new set of over the tire rubber tracks for the skid steer.

The current steel tracks are at end of life (18 years). The reason reverting to rubber is to allow for more airside use mitigating the risk of asphalt damage as opposed to steel tracks.

Estimated Completion Date: June 2024

<u>Estimated Project Cost Breakdown:</u>	<u>Funded By:</u>
Revenue: (\$8,528)	- Airport Improvement Fees
Expenditure: \$8,528	

7. Secure Holding Area – Terminal Building

In July of 2022, the airlines operating out of the terminal building in partnerships with destination communities, contracted security services to check carry on baggage for contraband to mitigate in-flight incidences along with preventing contraband from entering the communities.

In April 2023, the Airport contracted the same security company to perform general airport security duties during the off-time between flights.

Both programs have been very successful to date, but with one downfall: that downfall is the lack of a secure holding area where passengers can be screened prior to boarding the flight. Currently passengers are screened at the time of boarding which puts a negative strain on the on-time performance of all airlines as the screening can add up to approximately 20 minutes to normal boarding times.

This capital project would allow the airport to convert the existing departure area to a secure hold room with the use of retractable walls, and creating two washrooms that were roughed-in for this purpose at the time of the renovation and expansion of the terminal building in 2018.

With a secure hold room in place, airport passenger movement efficiencies are improved and security will no longer be a negative factor to airline on time performance.

Estimated Completion Date: June, 2023

<u>Estimated Project Cost Breakdown:</u>	<u>Funded By:</u>
Revenue: (\$410,000)	- Airport Reserves
Expenditure: \$410,000	

Facilities

8. Men’s Changeroom Enhancement in Fitness Centre

The intent of this project is replacing the shower area wall panels with a waterproof, durable and easy to clean wall panel. Replace the flooring in the change room area and thoroughly clean, repair the grouting and seal the tiled floor in the shower. Replace all shower heads and valves and install grab bars within the shower for people with mobility issues. Install new LED light fixtures, drywall patching/painting and plumbing repairs as needed. Install a waterproof, durable and washable panel around the urinal.

Estimated Completion Date: August 2024

<u>Estimated Project Cost Breakdown:</u>	<u>Funded By:</u>
Revenue: (\$45,000)	- Taxation
Expenditure: \$45,000	

PUBLIC WORKS

9. John Deere with Loader Backhoe Replacement

Public Works will need to replace the John Deere Loader because the cost to maintain it is too high.



Estimated Completion Date: September 2024

<u>Estimated Project Cost Breakdown:</u>	<u>Funded By:</u>
Revenue: (\$258,770)	- Road Equipment Reserve
Expenditure: \$258,770	

10. Multiple Road Resurfacing

Public Works has determined that the following roads will benefit from an overlay of asphalt completed to extend the useful. This can easily be done on the following roads as there is no subsurface infrastructure:

- 350m on Third Avenue from Curtis Street north to the entrance of the High School
- 470m First Avenue from Prince Street to Cedar Crescent
- 80m Cedar Crescent from First Avenue to 80m east up to Cedar Crescent
- 120m Sixth Ave from Prince Street to Queen Street
- 200m Front Street from Sixth Avenue to Fifth Avenue
- 240m South Street from Sixth Avenue to Ethel Street

Estimated Project Completion Date: August 2024

<u>Estimated Project Cost Breakdown:</u>	<u>Funded By:</u>
Revenue: (\$160,000)	- Federal Gas Tax Funding
Expenditure: \$160,000	

11. Improvements to Recreation Centre Parking Lot

Recreation Centre currently has sections which are not draining properly and causing the parking lot to sink in certain areas. The intent is to fix the problem areas and resurface sections to prolong the useful life.

Estimated Project Completion Date: August 2024

<u>Estimated Project Cost Breakdown:</u>	<u>Funded By:</u>
Revenue: (\$50,000)	- Federal Gas Tax
Expenditure: \$50,000	

UTILITIES

12. Tank Liner Reinforcement and Repair

The tanks were relined in 2016 and need to be reinforced due to water getting behind the liner causing it to bulge in some areas.

Estimated Completion Date: October 2024

<u>Estimated Project Cost Breakdown:</u>	<u>Funded By:</u>
Revenue: (\$55,000)	- Utilities Reserve
Expenditure: \$55,000	

13. New Planetary Drive with E Primary Drive for CTU #1

The currently primary drive is out dated and the drive will need to be upgraded in order to run the plant efficiently.

Estimated Completion Date: September 2024

<u>Estimated Project Cost Breakdown:</u>	<u>Funded By:</u>
Revenue: (\$25,000)	- Utilities Reserve
Expenditure: \$25,000	

14. New Panel for Lift Station – Wellington Street and Second Avenue

The station had an upgraded forcemain and an additional storage reservoir in 2023. The panel that operates the station is very old and outdated. It will need to be upgraded.

Estimated Completion Date: September 2024

<u>Estimated Project Cost Breakdown:</u>	<u>Funded By:</u>
Revenue: (\$95,000)	- Utilities Reserve
Expenditure: \$95,000	

15. Peat Moss in remaining Three Treatment Chambers

Peat Moss was inspected last year and it was determined that three sections of the Peat Moss is currently at the end of its useful life.

Estimated Completion Date: July 2024

<u>Estimated Project Cost Breakdown:</u>	<u>Funded By:</u>
Revenue: (\$24,000)	- Utilities Reserve
Expenditure: \$24,000	

16. Engineering to Design Backwash Treatment at Hudson WTP

Backwash Treatment Plant currently flows into the septic field in Hudson. The septic field is currently at extended useful life. Staff will need to engage an Engineer to determine the best approach on how to proceed. Engineer will determine if the Municipality can enhance the Backwash Treatment equipment that is currently there or if an additional septic field would need to be installed.

Estimated Completion Date: November 2024

<u>Estimated Project Cost Breakdown:</u>	<u>Funded By:</u>
Revenue: (\$30,000)	- Utilities Reserve
Expenditure: \$30,000	

Recreation Department

17. Fencing and Dug Out Enhancements

Fencing at the ball diamonds needs to be enhanced as some of the posts have shifted. Fencing will need to be anchored properly and gates replaced.

Estimated Completion Date: July 2024

<u>Estimated Project Cost Breakdown:</u>	<u>Funded By:</u>
Revenue: (\$12,000)	- Taxation
Expenditure: \$12,000	

18. Weight Room Enhancements to Equipment

Equipment currently is starting to breakdown which needs to be replaced. Staff are recommending the replacement of the following:

- 4 Treadmills
- Free Weights
- One of the larger pieces of equipment
- Stationary Bikes

Estimated Completion Date: June 2024

<u>Estimated Project Cost Breakdown:</u>	<u>Funded By:</u>
Revenue: (\$25,000)	- Municipal Accommodation Tax
Expenditure: \$25,000	

19. Big Belly Garbage Cans – 3 for Town Beach

As per Council direction a quote was received for 3 non-compacting Big Belly Sense garbage cans. The quote includes 2 message panels for each garbage can, this allows for advertising opportunities for profit or to notify the public of Municipal events. Two options for disposal are available for the same price, the hopper version prevents the ability to retrieve items out of the garbage can. With the hopper version the overall capacity of the garbage can is reduced to 32G. The chute version has a capacity of 50G but members of the public can remove items from the garbage can, not as easily as an open can, which should help to deter this from happening. Both the hopper and chute access points are similarly sized and will limit the size of garbage being placed in the can.

Estimated Completion Date: June 2024

<u>Estimated Project Cost Breakdown:</u>	<u>Funded By:</u>
Revenue: (\$14,000)	- Taxation
Expenditure: \$14,000	

APPENDIX B-1 – Policy No. 1-10

Municipality of Sioux Lookout
Municipal Donation Application Form

Note: A donation in any one year or over several years is not to be interpreted as a commitment of future year's funding. Approval of any request is not guaranteed and is subject to availability of funds.

1. Name of organization(s)/group(s):

Nordic Nomads corss Country Ski Club

2. Brief description of organization(s)/groups(s):

We are non-profit organization run by a volunteer committee to maintain a network of well over 25 km of cross country ski trails within central municipal limits. the trail network is open to the public through seasonal membership, day use and group use agreements.

3. Contact person: Natalie Popovic, Committee Treasurer

4. Mailing address: 12 Montello Pl.

5. Telephone: 807-737-0938 **6. Fax:** n/a **7. E-mail:** nataliep3@gmail.com

8. Brief description of event/project/program, including the objectives of the event/project/program, and the benefits to the community:

Since the micro burst weather storm in July 2020 our club has required a significant increase in volunteer and contracted help in the maintaining and seasonal preparation of the trail network. Up to 300 hrs worth of volunteer time and over \$4000 in equipment cost per year ,for the past 3 years for this work. The trails are in great condition and continue to grow as a tourist attraction for the area.

9. Amount of request: \$3500

10. How will the funding be used and when?

To purchase a "rough trail cutter" , specs and quote attached at a total cost of \$6230. This piece of equipment can cut down on annual volunteer trail maintenance work by up to 50% each season. The club will contribute the remaining amount.

11. Why is financial assistance from the Municipality required?

Nordic Nomads has seen a budget increase of more than 300% over the past 4 seasons due to the capital project funding requirements for the new storage facility build, necessary repairs to aging equipment, equipment replacements, increased trail maintenance costs and increase in admin fees specifically lottery and insurance fees. This small donation amount will go a long way in the 2023-24 annual budget and fundraising efforts to ensure we are able to source this much needed piece of equipment.

12. Is the project/program/organization is eligible for funding from other sources such as, but not limited to: lottery proceeds (to generate and/or receive), FedNor, Northern Ontario Heritage Fund Corporation (NOHFC), Ontario Trillium Foundation, etc.

Yes

13. Please list other funding and revenue sources that your organization(s)/group(s) has or has applied to, including fund-raising activities, in the last 12 months, and amounts received or raised:

We have been running an annual ticket lottery for past 3 years, and have applied and been granted funds over 2 years, through the MAT tax funds for the capital towards the new storage building and warming shelter in partnership with Friends of Cedar Bay and Cedar Bay Trail Co, to be built at cedar bay next spring.

14. Have you received funding from the Municipality in prior years? If so, please provide details.

Yes, last year as a donation toward our annual equipment insurance costs of \$1450.

15. The budget or Financial Statements from the prior year must be attached to the application.

16. The current year's budget must be attached to the application.

17. A plan showing how the organization or group is progressing towards self-sufficiency in the future to reduce reliance on the Municipal donation must be attached to the application.

Natalie Popovic

Name & title of person making application

Natalie Popovic Digitally signed by Natalie Popovic
Date: 2023.10.18 19:17:59 -05'00'

Signature

Completed applications, with attachments, are to be submitted to: Treasurer, Municipality of Sioux Lookout, P. O. Box 158, Sioux Lookout, ON, P8T 1A4; Fax: 807/737-2858; or dropped off at 25 Fifth Avenue, Sioux Lookout, ON. E-mailed applications will not be accepted.

Approved Feb 17/10
/mlm March 1, 2010

NOMADS 2022-23 Final Report

Revised 18-Oct-23

2022 Sept 30 Acct Balance \$31,395.63

Income		Budget	To date	NOTES
Youth Program	Jackrabbits 45@\$50	\$1,500.00	\$1,720.00	
Member Trail Use fees	Single's 35 @ \$90	\$3,220.00	\$8,372.00	
	Family's 55 @ \$150	\$8,250.00		Avg 2.5 members/fam
	Day and added family	\$300.00		
	Day Use Groups	\$800.00		
Trail Sponsors	Corp. Sponsorships X 48	\$4,800.00	\$4,800.00	
Donations	General Donations	\$3,500.00	\$11,910.00	
Grants	MAT Tax donation			Yr 1 Grant \$75k
Fundraising	Lottery	\$20,000.00	\$13,438.70	
Waxing		\$250.00	\$676.00	
Event fees	Club hosted events	\$150.00	\$420.00	blueberry trivia
Other		\$0.00	\$1,000.00	Sold groomer
Total Income		\$42,770.00	\$42,336.70	

Expenses		Budget	To date	NOTES
TRAILS	Grooming 100 @ \$20	\$2,000.00	\$3,486.00	2021-22 and 2022-23
	Gas	\$750.00	\$1,181.54	
	Fall Trail Clearing	\$0.00	\$2,994.50	
EQUIPMENT	Skidoo Maint & Repair	\$1,000.00	\$1,736.29	skidoo modifications
	Equip Maint & Repairs	\$1,000.00	\$1,023.96	Ginzo Modification
	New Equipment Purchases	\$8,750.00	\$17,869.12	trailer and packer
	Ski-doo Payments	\$2,000.00	\$2,000.00	2 of 6
	Trail Permit	\$250.00		
Sponsor Signage	Signage Costs	\$700.00	\$871.93	
Future Development	Facility Site/building	\$1,500.00	\$1,529.39	Tarp shed
Programs/events	Youth Ski kits	\$0.00	\$0.00	3 per year @ \$280
	Event prizes/Draw	\$50.00	\$1,446.16	chainsaw draw
Lottery	Tickets/License Fees	\$950.00	\$921.00	
	Lottery Winner	\$10,000.00	\$6,750.00	
Administration	Advertising	\$500.00	\$533.39	jack rabbits/registration
	Postage/Bank fees	\$50.00	\$40.06	
	Volunteer Appreciation	\$350.00		
	Insurance	\$1,850.00	\$1,839.00	
	Venue Rental	\$250.00		includes club use
	SLGCC Property Use	\$750.00	\$715.00	
	other		\$841.85	tshirts
Total expense		\$32,700.00	\$45,779.19	

Income over expense \$10,070.00 -\$3,442.49 Surplus (deficit)

revised

18-Oct-23

2023 Sept 30 Acct Balance	\$37,237.27	
add Mat Tax Grant 2023	\$75,000.00	Not part of 2022-23 operation budget
total acct balance	\$112,237.27	

NOMADS 2023-24 Budget

Revised 18-Oct-23

2023 Sept 30 Acct Balance \$112,237.27

Income		Budget	To date	NOTES
Youth Program	Jackrabbits 45@\$50	\$1,500.00		
Member Trail Use fees	Single's 35 @ \$90	\$3,220.00		
	Family's 55 @ \$150	\$8,250.00		
	Day and added family	\$300.00		
	Day Use Groups	\$800.00		
Trail Sponsors	Corp. Sponsorships X 48	\$4,800.00		
Donations	General Donations	\$8,000.00		
Grants	MAT Tax 2024	\$75,000.00		
Fundraising	Lottery	\$10,000.00		
Waxing		\$650.00		
Event fees	Club hosted events	\$500.00		
Other	Mun. Donation	\$3,500.00		
Total Income		\$116,520.00	\$0.00	
Expenses		Budget	To date	NOTES
TRAILS	Grooming 100 @ \$20	\$3,250.00		
	Gas	\$1,400.00		
	Fall Trail Clearing	\$3,000.00		
EQUIPMENT	Skidoo Maint & Repair	\$1,500.00		
	Equip Maint & Repairs	\$1,000.00		
	New Equipment Purchases	\$3,500.00		
	Ski-doo Payments	\$4,000.00		
	Trail Permit	\$300.00		
Sponsor Signage	Signage Costs	\$1,000.00		
Future Development	Facility Site/building	\$200,000.00		
	Foundation	\$25,000.00		
	Building package	\$85,000.00		
	Construction Contract	\$50,000.00		
	Warming Shed	\$40,000.00		
Programs/events	Youth Ski kits	\$540.00		
	Event prizes/Draw	\$800.00		
Lottery	Tickets/License Fees	\$600.00		
	Lottery Winner	\$5,000.00		
Administration	Advertising	\$250.00		
	Postage/Bank fees	\$50.00		
	Volunteer Appreciation	\$150.00		
	Insurance	\$1,850.00		
	Venue Rental	\$250.00		
Other	SLGCC Property Use	\$750.00		
	promo items (shirts)	\$1,000.00		
Total expense		\$230,190.00		
Income over expense		-\$113,670.00	\$0.00 Surplus (defecit)	

18-Oct-23 revised

2023 Sept 30 Acct Balance \$112,237.27

St. Aubin Saw Shop Ltd.

HST# R105003610
127 Leach Road, P.O. Box 217
Dryden, Ontario P8N 2Y8
Ph. (807) 937-5067
Fax (807) 937-2022
staubinsaw@gmail.com

Kirk

October 4th, 2023

Rough Trail-cutter 44" 20HP Briggs Engine	\$5,299.99
PDI/Freight	\$210.00
Sub-Total	\$5,509.99
Tax	\$716.30
<i>Total</i>	<i>\$6,226.29</i>

Please note - prices are available as quantities last and are subject to change. Feel free to contact me with any questions or concerns you may have. Thank you for choosing St Aubin Saw Shop.

Becki



APPENDIX B-1 – Policy No. 1-10

Municipality of Sioux Lookout Municipal Donation Application Form

Note: A donation in any one year or over several years is not to be interpreted as a commitment of future year's funding. Approval of any request is not guaranteed and is subject to availability of funds.

1. Name of organization(s)/group(s):

Northern Lights Community Theatre (NLCT)

2. Brief description of organization(s)/groups(s):

NLCT produces high-quality live theatre productions in Sioux Lookout, on a strictly volunteer basis, along with providing related activities such as acting, directing and playwriting workshops.

3. Contact person: Mary L. MacKenzie, Chair, Board of Directors

4. Mailing address: P. O. Box 1567, Sioux Lookout, ON, P8T 1C3

5. Telephone: 807-737-1719 or 807-738-0899

6. Fax: N/A

7. E-mail: marymackenzie@hotmail.com

8. Brief description of event/project/program, including the objectives of the event/project/program, and the benefits to the community:

NLCT's Mission Statement is to strive to stimulate participation in and appreciation for quality theatrical arts in Sioux Lookout and area.

While our request for funding is not for a specific event, project or program, it is for a contribution to our overall operation which, ultimately, will contribute to funding our major Spring 2024 production.

Having live theatre in a community the size of Sioux Lookout is a great accomplishment and great benefit to the community. Live theatre is a truly collaborative effort that involves a diverse group of people all working towards a common goal – a successful and fun production!

8. Amount of request: \$3,000

9. How will the funding be used and when?

Funding received from the Municipality could be used for a variety of purposes.

At the moment, our Board of Directors is considering purchasing Directors' & Officers' liability insurance, at a cost of approximately \$1,000. Since Board Members are all volunteers, and we are not incorporated, if an incident occurs, Board Members could be held personally liable. Funding from the Municipality would help us pay for the insurance, freeing up funds for our productions and other activities.

Ticket sales for our 2023 Spring Production were \$5,585, plus additional revenue of \$190 (donation and Memberships for Cast & Crew) for Total Revenue of \$5,775. Expenses were \$4,526.90. Several of our Cast and Crew members donated materials and supplies amounting to approximately \$925.60. A Budget-to-Actual for the production is attached.

Also, for the first time, we put on a Christmas/Children's Program in December 2022, and also for the first time we partnered with Kids Kaleidoscope Entertainment Series. They "hired" NLCT as one of their events and we were paid \$2,500 for the production.

Another revenue source is Membership Fees at \$10 each. As a volunteer organization, we've had a hard time staying on top of renewals; we have collected approximately \$300 in new Memberships in 2023.

In the past, we have requested, and received, a \$1,000 donation from the Salvation Army.

13. Have you received funding from the Municipality in prior years? If so, please provide details.

To our recollection, we have not received funding from the Municipality in prior years. We did request and receive a Letter of Support from the Arts, Culture & Heritage Committee to accompany a grant application to the Ontario Arts Council for funding to go towards the cost of Actors' and Directors' workshops in 2016. (Our grant application was not successful.)

14. The budget or Financial Statements from the prior year must be attached to the application.

- Since we are not incorporated, we do not have formal "Financial Statements".
- Also, we have a separate budget for our Spring productions.
- For most of 2022, we were still in a "holding pattern" because of COVID so we didn't have very many expenses. It was also the year we produced a Christmas/Children's production in partnership with Kids Kaleidoscope, for which we were paid. In any case, our 2022 revenue and expenses are attached - see Page 4.
- Also attached is our Budget-to-Actual for "Welfarewell", Spring 2023 Production - see Pages 5-6.

15. The current year's budget must be attached to the application. - Our actual 2023 Revenues and Expenses (other than for our 2023 Spring Production) are attached - see Page 7.

16. A plan showing how the organization or group is progressing towards self-sufficiency in the future to reduce reliance on the Municipal donation must be attached to the application. - See attached Pages 8-9.

Mary L. MacKenzie, Chair
Board of Directors, NLCT

Name & title of person making application

Signature



Completed applications, with attachments, are to be submitted to: Treasurer, Municipality of Sioux Lookout, P. O. Box 158, Sioux Lookout, ON, P8T 1A4; Fax: 807/737-2858; or dropped off at 25 Fifth Avenue, Sioux Lookout, ON. E-mailed applications will not be accepted.

Approved Feb 17/10
/mlm March 1, 2010

**NORTHERN LIGHTS COMMUNITY THEATRE
2022 REVENUE AND EXPENSES**

NOTE: For most of 2022, NLCT was still in a "holding pattern" because of COVID so we didn't have very many expenses. It was also the year we produced a Christmas/Children's production in partnership with Kids Kaleidoscope, for which we were paid.

Northern Lights Community Theatre – 2022 Expenses and Revenue

DATE	ITEM	REVENUE	EXPENSE
2022			
June 2	Sioux Area Activity Centre – meeting room rental for AGM		\$60.00
June 2	Sioux Lookout Bulletin – advertising for AGM		\$85.29
June 2	Sioux Lookout Chamber of Commerce – Membership		\$100.00
June 7	Deposit	\$210.00	
Nov 28	K. Boyko – expenses for "The Grinch" Christmas production		\$70.00
Nov 28	A. Procyk – expenses for "The Grinch" Christmas production		\$20.00
Dec 20	Kids Kaleidoscope	\$2,500.00	
	Membership Fee	\$10.00	
Jan-Dec	Bank Service Charges @ \$2.50 x 12		\$30.00
TOTALS		\$2,710.00	\$365.29
NET PROFIT			\$2,344.71

WELFAREWELL – BUDGET-TO-ACTUAL
Including Estimated Value/Cost of Donated Services and Purchases
July 18, 2023

	Budget	Donated Cost/Value	Actual	Difference (not including Donations)
REVENUE				
Ticket Sales				
310 x \$18 (avg.) (includes \$300 from Sioux Mountain Realty and \$60 from KPDSB (H. Hardeman's Students' Tickets))	\$5,580.00		\$5,585.00	+5.00
Other Revenue				
Cash Donation	0		\$20.00	+\$20.00
Memberships – Cast & Crew	0		\$150.00	+\$150.00
Memberships – General	0		\$20.00	+\$20.00
TOTAL REVENUE	\$5,580.00		\$5,775.00	+\$195.00
EXPENSES				
Scripts & Performance Rights	\$783.00		\$778.51	-\$4.49
Production Costs				
• Construction, Set Design	\$950.00 ¹		\$1,179.36	+229.36
• Sound/Light system	\$250.00		\$100.00 ²	-\$150.00
• Sound Cues	0		0 ³	0
• Computer to Run Sound	0		0 ⁴	0
• Hospitality for Cast & Crew (Backstage food & water)	\$200.00		\$130.96	-\$69.04
• Stage Manager's Supply Box	0	\$110.00	0 ⁵	0
Total Production Costs	\$1,400.00	\$110.00	\$1,410.32	+10.32
Props	\$595.00	\$142.25⁶	0	-\$595.00
Hair and Makeup	\$368.00	\$223.35⁷	\$113.41	-\$254.59
Costumes	\$315.00	Unknown⁸	0	-\$315.00
Advertising				
• Newspaper Advertising (The Sioux Lookout Bulletin (classified ad and display ads ⁹))	\$900.00		\$931.73	+31.73
• Radio Advertising (CKDR)	0		\$291.54	+\$291.54
• Posters/Printing	\$200.00		\$39.96	-\$160.04
• Poster Design	0	\$300.00 ¹⁰	0	0
• Program (Printing?)	\$150.00	\$150.00 ¹¹	0	-\$150.00
• Facebook Marketing (See Footnote 1)				
Total Advertising Costs	\$1,250.00	\$450.00	\$1,263.23	+13.23
Volunteer Appreciation				
• Closing Night Party	\$750.00		\$521.68 ¹²	-\$228.32
• Thank You Cards for Cast & Crew	0		\$186.79	+\$186.79
• Posters for Cast/Mementos	0		\$39.96	+\$39.96
• Flowers for (Director ¹³) Lead Actor and Producer	0		\$113.00	+\$113.00
• Tim Horton's Gift Cards for Custodial Staff – 5 @ \$20	\$100.00		\$100.00	0
Total Volunteer Appreciation	\$850.00		\$961.43	+\$111.43
TOTAL EXPENSES	\$5,561.00	\$925.60	\$4,526.90	-\$1,034.10
TOTAL REVENUE	\$5,580.00		\$5,585.00¹⁴	+\$5.00
PROFIT	\$19.00		\$1,058.10	+1,039.10
Profit Less Donated Services/Purchases¹⁵: \$1,058.10 - \$925.60 = \$132.50				

See Notes on Next Page

NOTES TO "WELFAREWELL" BUDGET-TO-ACTUAL

- 1 - *Original Budget amount was \$850. An additional \$100 was added from the "Facebook Marketing" budget (which was eliminated).
- 2 - As requested by Bob Johnston, a donation of \$100 was made to the Sioux Hudson Entertainment Series in lieu of rental.
- 3 - Sound cues provided/donated by Kym Caldwell.
- 4 - Computer provided by Kym Caldwell.
- 5 - Supplies purchased and donated by Kym Caldwell.
- 6 - Aileen Urquhart donated purchases valued at approximately \$142.25. Props would have been underbudget by \$452.75.
- 7 - Donations made as follows: \$112.35 by Lisa Larsh; \$111.00 (approx.) by Kym Caldwell; unknown value of products by M.J. Head (MJ's Head for Hair). Total known cost for Hair & Makeup would have been \$336.74, and would have been underbudget by \$31.26.
- 8 - Costumes were donated by various cast and crew members, plus Kym Caldwell, Sharon Yule, and the Salvation Army.
- 9 - Cost of display ads was significantly discounted by The Bulletin.
- 10 - Poster design was done/donated by Kym Caldwell, valued at approx. \$300.
- 11 - \$150.00 budgeted for printing programs was donated by A Friend of the Theatre. (Cost was likely not \$150.00.)
- 12 - Includes Seniors Centre rental (\$50), food from Subway Restaurant (\$431.62), pop, plates, napkins, etc., for total cost of \$521.68.
- 13 - Gift from Board to Director declined by Director who requested that flowers be purchased for Lead Actress and Producer instead.
- 14 - "Ticket Sales" only. Does not include "Other Revenue" since it's not directly related to the Welfarewell Production.
- 15 - Donated amount is an estimate only and does not include items for which we have no cost estimates such as costumes, MJ's products, etc.

**NORTHERN LIGHTS COMMUNITY THEATRE
2023 REVENUE AND EXPENSES**
(see separate Budget-to-Actual for Spring 2023 Production -
Pages ? - ?)
(as of October 12, 2023)

Northern Lights Community Theatre – 2023 Expenses and Revenue (as of October 12, 2023) (see separate Budget-to-Actual for Spring 2023 Production – Pages ? - ?)

DATE	ITEM	REVENUE	EXPENSE
2023			
Jan 24	Sioux Lookout Chamber of Commerce – Membership		\$105.00
Feb 13	Sioux Area Seniors Activity Centre – Meeting room rental (for Board Meetings) -- \$40 x 3 (with SASAC Member discount)		\$120.00
Mar 17	Sioux Area Seniors Activity Centre – Meeting room rental (for Board Meeting) (with SASAC Member discount)		\$40.00
May 1	Wilson's Business Solutions – Office supplies		\$47.31
Aug 29	Sioux Lookout Recreation Department – Fee for Recreation & Leisure Showcase		\$20.00
Aug 29	Donation	\$20.00	
Sep 20	Sioux Area Seniors Activity Centre – Meeting room rental for AGM		\$50.00
Sep 20	Mary L. MacKenzie – Reimbursement for “Booth Box” supplies		\$49.64
Oct 4	Memberships and Donations	\$60.00	
Oct 12	Sioux Lookout Public Library – Meeting room rental		\$10.00
SUB-TOTALS		\$80.00	\$441.95
	Transfer of Revenue and Expenses from Spring 2023 Production	\$5,585.00	\$4,526.90
TOTAL		\$5,665.00	\$4,968.85
NET PROFIT			\$696.15

NORTHERN LIGHTS COMMUNITY THEATRE PLAN FOR FINANCIAL SELF-SUFFICIENCY

Becoming financially self-sufficient for a community theatre can be a challenging but achievable goal.

Following are actions and activities that Northern Lights Community Theatre (NLCT) can pursue to work towards financial self-sufficiency and sustainability in the future:

1. Diversify Revenue Streams:
 - Ticket Sales: Increase ticket prices if possible and if the market will bear it;
 - Fundraising Events/Special Events: We could host regular fundraisers including special events, movies (which require a license to be paid), etc. However, this is sometimes difficult due to volunteers having other commitments, grant applications, and seek sponsorships from local
 - Pursue Other Funding Sources: Continue searching for grants; seek sponsorships, contributions and donations from businesses, which we currently do to some extent.
 - Donations: Encourage individual and corporate donations and offer membership or donor recognition programs.

2. Cost Management:
 - Carefully manage expenses, ensuring efficient use of resources. We currently do this. We operate on a "shoe string" budget.
 - Negotiate with suppliers for better deals on materials (especially lumber, paint, hardware, etc.); costumes, props, and equipment. (Most costumes and props are donated or made by volunteers.)
 - Consider volunteer and in-kind support to reduce labor costs. (We're completely volunteer-driven!)

3. Marketing and Audience Development:
 - Develop a strong online presence through social media and a website. (We currently have a Facebook Page.)
 - Invest in effective marketing and promotion to attract a wider audience. (A website would greatly help in this regard.)
 - Engage with your community by participating in local events and partnerships. (We have participated in Blueberry Festival for three years through our "Theatre in the Park" event to build PR, increase our profile and increase name recognition. In addition, we participated in the Recreation & Leisure Showcase in September of 2023, for the same purposes.

4. Grant Writing and Sponsorships:
 - Explore grants from government agencies, foundations, and arts organizations.
 - Build relationships with local businesses for sponsorships in exchange for advertising. (While we acknowledge business and individual contributions in our show programs, we have stayed away from placing "advertising" in them; however, this is something that could be pursued if appropriate.)

5. Educational Programs:

- Offer drama classes, workshops, and youth programs to generate revenue and engage the community. (We have done this in the past and are planning to do so in the near future.)
- Consider educational outreach to local schools.

6. Volunteer Engagement:

- Recruit and retain dedicated volunteers to reduce labor costs. (Again, we're all volunteer!)
- Create a volunteer recognition program to show appreciation.

7. Board Development:

- Ensure an active and well-connected board of directors who can assist in fundraising and decision-making. (We have dedicated Board Members.)

8. Long-Term Planning:

- Develop a strategic plan that outlines your goals and steps to achieve financial sustainability. (We started working towards this at our September 2023 Annual General Meeting where we brain-stormed "where we wanted to go" in the future. NLCT has been in existence since 2012 and it was definitely time to work on some long-range future planning.)

9. Financial Transparency:


- Maintain clear financial records and share them with Members to build trust.

10. Explore Creative Revenue Sources:

- Host special events, such as galas, auctions, or themed parties. (Again, somewhat limited by lack of volunteers who can dedicate significant time.)
- Collaborate with other local organizations for joint productions or events. (We are doing this already to some extent but could do this more often.)


SIoux LOOKOUT AND REGION PHYSICIAN RECRUITMENT AND RETENTION

April Derouin, Director of Physician Services, SLFNHA



AGENDA

- Introduction to SLRPSI
- SLRPSI Physician Human Resources
- What's Happening with Recruitment in Other Northern Communities?
- SLRPSI Recruitment and Retention Committee
- Request for Financial Support
- Need for Volunteers
- Summary

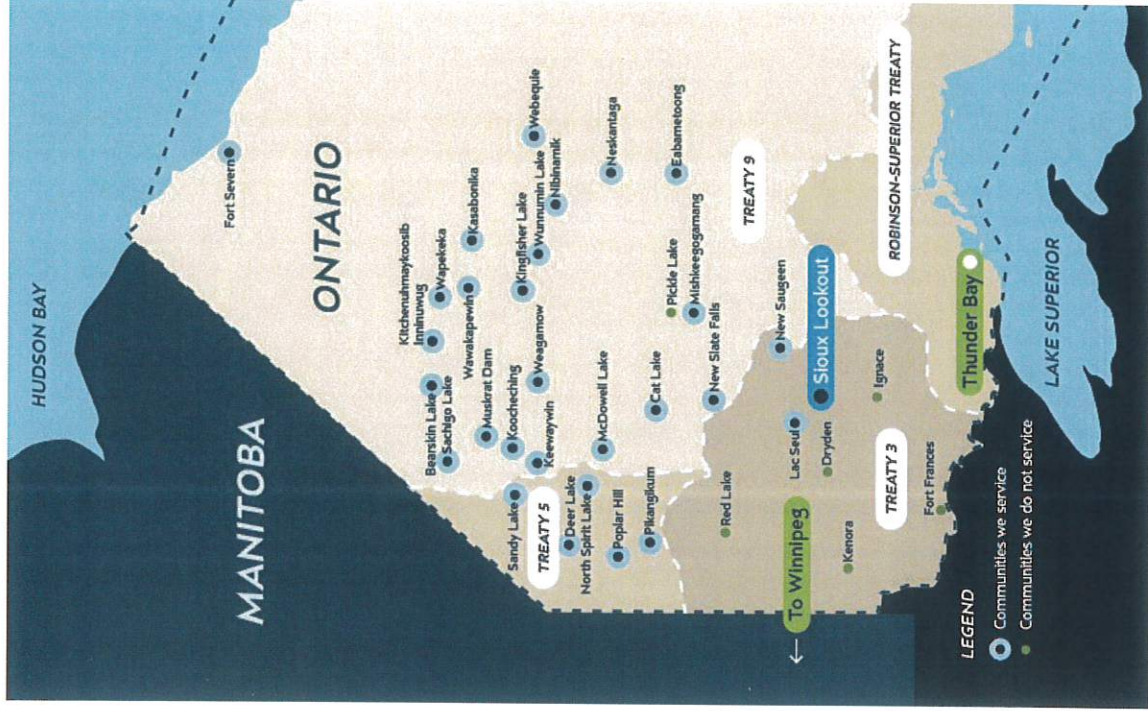




INTRODUCTION TO SLRPSI

The Sioux Lookout Regional Physicians' Services Inc. (SLRPSI) is a not-for-profit organization that oversees the management of family physician and specialist services within the Municipality of Sioux Lookout, and the 31 First Nations northern communities.

SLRPSI is governed by a Board of Directors consisting of equal representation from SLFNHA, Meno Ya Win and physician groups.





SLRPSI PHYSICIAN HUMAN RESOURCES

- The MOHLTC has approved funding for our region for the following:
 - 51.5 Full Time Equivalence (FTE) family physicians and 13 specialists
 - Currently have 26 FTE family physicians for the region (full and part time).
 - Currently being supplemented extensively by locum physicians.
- The lack of full time and part time physicians living in Sioux Lookout has put enormous stress on the existing physicians who do live here. When physician resources are unavailable due to a locum's flight not arriving, illness or other extenuating circumstances the additional burden falls on local physicians to fill in the gaps. This is not sustainable.
- The Hugh Allen Clinic (HAC) currently has 9 FTE's. The Northern Practice currently has 11 FTE's and serves the 31 northern communities 24/7.
- AMDOCS currently has 6 FTE's and serves IFNA northern communities.
- Some of the physicians are former residents who came to Sioux Lookout for a medical elective and discovered a family practice and a lifestyle that appealed to them.
- Both the HAC and the Northern Practice physician provide clinic and hospital services within Sioux Lookout.

WHAT'S HAPPENING WITH RECRUITMENT IN OTHER NORTHERN COMMUNITIES?

Currently 6.5 million Canadians are without family physicians and the human resources in Ontario are limited. All communities are competing for the same resources.

What are other communities doing to attract physicians?

- Financial incentives with a return of service
- Housing incentives with a return of service
- Flexibility in roles and schedules
- Education upgrade incentives
- Fitness club memberships
- Events and activities in community
- Recruitment and retention recognition events
- Family support (daycare, schooling options, spousal employment)

These and other factors contribute to an improved work life balance and quality of life.



SLRPSI RECRUITMENT AND RETENTION COMMITTEE

- In 2022 the physician Recruitment & Retention Committee was reestablished with representatives from SLRPSI, Meno Ya Win, Northern Communities, Sioux Lookout Chamber of Commerce, SLFNHA, etc.
- We are seeking volunteers to assist in organizing social events, and welcoming new physicians to the community.
- Based on consistent feedback from physicians who consider relocation to Sioux Lookout, the following are currently the main deterrents:
 - Housing Availability
 - Spousal Employment
 - Day Care Access
 - Education Options (French Immersion)
 - Amenities: including fitness facilities, extracurricular activities for children, restaurants, etc.
 - Competitive travel options and pricing in and out of Sioux Lookout.
 - Competitive grocery options.

REQUEST FOR FINANCIAL SUPPORT

Municipality of Sioux Lookout

We are asking for a 2-year commitment from the Municipality of Sioux Lookout for a maximum of \$50,000 per year to be used as follows:

- Financial Incentives for medical residents who commit to signing a full-time contract with SLRPSI. (\$20,000/year for each of 2 years in residency, maximum 2 per year) Return of service would be 2 years
- Contribution to the recruitment and retention activities for the physicians and locums within Sioux Lookout (\$10,000/year)

SLRPSI

We are asking the SLRPSI Board for a 2-year commitment for a maximum of \$50,000 per year to be used as follows:

- Contribution to the recruitment and retention activities for the physicians and locums for the northern communities in our region (\$10,000/year)
- Contribution to the retention of physicians living in the Municipality of Sioux Lookout full-time (\$40,000)

Sioux Lookout Local Education Group (SLLEG)

We are asking the SLLEG for a 2-year commitment for a maximum of \$25,000/year to be used as follows:

- Contribution to the enhancement of medical skills to be used in the Sioux Lookout region with a 2-year return of service

NEED FOR VOLUNTEERS

A strategy for recruiting volunteers is under way for one of the following sub-committees:

- Welcoming Sub-committee
- Social Sub-committee
- Retention Sub-committee
- Housing Sub-committee

Next steps:

- Place an ad in the Sioux Lookout Bulletin
- Municipality Facebook page
- Friendship Centre
- Rotary Club
- Shriners Club






SUMMARY

We are asking for your support and commitment to the recruitment and retention of physicians within the Sioux Lookout region. We will need your added assistance in lobbying for housing options, childcare, educational opportunities, etc. to make this possible.

THANK YOU



Sioux Lookout
Regional Physicians' Services Inc.



APPENDIX B-1 – Policy No. 1-10

Municipality of Sioux Lookout
Municipal Donation Application Form

Note: A donation in any one year or over several years is not to be interpreted as a commitment of future year's funding. Approval of any request is not guaranteed and is subject to availability of funds.

1. Name of organization(s)/group(s): Sturgeon River Cottagers' Association, inc. (SRCA)

2. Brief description of organization(s)/groups(s): We are a not-for-profit organization formed for the purpose of building and maintaining a road, South Shore Drive, on Crown land located in the Municipality of Sioux Lookout, through a work permit. The purpose of the 10KM road is for resource development and public access activities.

3. Contact person: Greg or Gina Estep

4. Mailing address: Po Box 200 Sioux Lookout, ON P8T 1A3

5. Telephone: 218-481-5623 6. Fax: N/A 7. E-mail: sturgeonriverca@gmail.com

8. Brief description of event/project/program, including the objectives of the event/project/program, and the benefits to the community: Under the Work Permit/Memorandum of Understanding Use Management Strategy the road is currently being used by cottagers, landowners as well as recreational use by the public. It is used by motorized vehicles and motorized snow vehicles. It provides local snowmobile, with access to a trail system, access for forestry, recreational use, and housing development, with the housing shortage it is of utmost importance to support access to housing and development.

9. Amount of request: \$ 10,000

10. How will the funding be used and when?
Over the next few years, to ten years, we would like to improve the conditions of South Shore Dr to increase access and use. This would include widening the road for safety, repairing problematic areas, and ditching to reduce damage.

11. Why is financial assistance from the Municipality required?
Since the construction of the road over 20 years ago, the residents/landowners have struggled to financially support the upkeep of the road. We have been unable to make any improvements to it and have used a "bandaid" approach to maintain as best as we are able with the limited resources. We suffered significant damage to various areas last year due to the flooding, in addition to emergency repairs due to a washout. We received no aid under the Disaster Recovery Program and the membership paid the expenses out of pocket.

12. Is the project/program/organization is eligible for funding from other sources such as, but not limited to: lottery proceeds (to generate and/or receive), FedNor, Northern Ontario Heritage Fund Corporation (NOHFC), Ontario Trillium Foundation, etc.

No

13. Please list other funding and revenue sources that your organization(s)/group(s) has or has applied to, including fund-raising activities, in the last 12 months, and amounts received or raised:

All revenue is generated by annual fees paid by the land owners on Southshore Dr. we applied for funding under the Disaster Recovery Program for the emergency repairs required from the flooding last year. Unfortunately, our application was denied and our appeal has been fruitless.

14. Have you received funding from the Municipality in prior years? If so, please provide details.

NO

15. The budget or Financial Statements from the prior year must be attached to the application.

16. The current year's budget must be attached to the application.

17. A plan showing how the organization or group is progressing towards self-sufficiency in the future to reduce reliance on the Municipal donation must be attached to the application.

Gina Estep - Treasurer SRCA
Name & title of person making application

Gina Estep
Signature

Completed applications, with attachments, are to be submitted to: Treasurer, Municipality of Sioux Lookout, P. O. Box 158, Sioux Lookout, ON, P8T 1A4; Fax: 807/737-2858; or dropped off at 25 Fifth Avenue, Sioux Lookout, ON. E-mailed applications will not be accepted.

Approved Feb 17/10
/mlm March 1, 2010

STURGEON RIVER COTTAGERS ASSOCIATION INC.

Expenditures: March 1, 2022 to Feb 28, 2023

<u>Starting balance as of March 1, 2022:</u>	<u>\$2,529.47</u>
<u>Road maintenance:</u>	
Grading, Plowing,	\$ 3,495.00
Gravel, spreading	\$18,150.00
Grader, Storage, Hydro, Maintenance	\$ 1,085.00
Disaster Repairs	\$ 9,182.08
<u>Grader Expenses:</u>	
Insurance	\$ 2,533.68
Fuel, Parts, Lubricants	\$ 4,891.58
<u>Municipal Taxes:</u>	\$ 149.28
<u>Office Supplies:</u>	\$ 546.19
<u>Legal Fees:</u>	<u>\$ 1,168.00</u>
<u>Total Expenses:</u>	\$41,200.81
<u>Minus Starting Balance:</u>	<u>\$ 2,529.47</u>
	\$38,761.34

Revenue collected: 31 X 1,500.00 = \$46,500.00

Balance \$7,738.66

Total Expenses since March 1, 2023 \$6,349.42

Balance \$1,389.24

REVISED SRCA BUDGET MARCH 1, 2023 - FEBRUARY 29 - 2024

1. 20 loads 400 cu yd. AB gravel @ \$35.00 per cu yd. is required in several locations along the road, graveling to start ASAP	\$15,820.00
2. Grey rock on SRCA owned portion of road deferred until another date	\$ 0.00
3. Culvert restoration or replacement required not this year.	\$ 0.00
4. Brush cutting – estimate \$9,000.00 to be collected over two years budget 2023 & 2024. Funds for 2023, \$4,500.00 remaining funds of \$4,500.00 to be collected in 2024 budget. Cutting will start fall of 2023 or spring start 2024.	\$ 4,500.00
5. Ditching in two or three places to allow proper drainage.	\$ 2,000.00
6. Director insurance coverage estimated at approximately	\$ 3,000.00
7. Office expenditures	\$ 1,000.00
8. Legal fees estimated at approximately	\$ 500.00
9. Grader operator's fees 125 hrs. @ \$30.00 per hr.	\$ 3,750.00
10. Grader chains GST included.	\$ 2,000.00
11. Fuel & lubrication GST included.	\$ 4,900.00
12. Grader in good shape at present time if repairs required funds can be taken from proposed emergency fund mentioned below.	\$ 0.00
13. Grader storage & hydro during winter months	\$ 300.00
14. Grader insurance (2023 ins already paid eliminate)	\$ 0.00
15. Emergency Fund suggested amount to be collected in each year's budget until the account reaches \$25,000.00, and instituted again when required.	<u>\$ 3,300.00</u>
TOTAL	\$41,070.00

Divided by 33 lots = \$1,244.545454 or

\$1,245.00 per lot.

We are pursuing several options to reduce support from the Municipality and decrease expenses. If we can make improvements to South Shore Dr the upkeep will be reduced thereby reducing expenses.

Another area we are pursuing is working with Lac Seul Forestry to possibly tie into a potential road that they would create when logging occurs in our area over the next ten years. The standards for a branch road would be better quality than our existing road and therefore less expensive to maintain.

We have been self-sustaining for over 20 years , but with the flooding damage and the inability to improve the road rather than just patching it, we are in need of assistance to try to relieve the financial burden on the residents of Sioux Lookout on South Shore Dr. We humbly request your support to these residents who are critical members of our community.

Thank you for your time and consideration of our request.